

CLAO and Eye and Contact Lens *Educational Summit*

Bell Harbor International
Conference Center
2211 Alaskan Way, Seattle, Washington

Saturday, April 30, 2016
9:00 a.m. 6:15 p.m.
Bay Auditorium



Agenda

The CLAO and Eye & Contact Lens Educational Summit: April 30, 9:00 a.m. to 6:15 p.m.

9:00 - 10:00 a.m.	Registration and Breakfast, Exhibit/Posters	
10:00 - 10:05 a.m.	Welcome	
10:05 - 10:45 a.m.	Symposium on Therapeutic Contact Lens <ul style="list-style-type: none">▶ Update on Medical Management of Ocular Surface Disease▶ Update on Therapeutic Soft Contact Lens▶ PROSE Treatment▶ Amniotic Membrane: A Biologic Contact Lens?	Vatinee Bunya, MD Deborah S. Jacobs, MD Jessica Ciralsky, MD Bennie H. Jeng, MD
10:45 - 11:20 a.m.	The Oliver H. Dabezies Jr. MD Lecture <ul style="list-style-type: none">▶ Introduction of the Oliver H. Dabezies Jr. Lecture▶ The Ocular Microbiome▶ Presentation of the Oliver H. Dabezies Plaque	Russell N. Van Gelder, MD, PhD
11:20 a.m. - 12:20 p.m.	Symposium from Around the World <ul style="list-style-type: none">▶ Quantitative Imaging of Tear Film During Contact Lens Wear▶ Tear Exchangeable Limbal Rigid Contact Lens for Severe Ocular Surface Disorders▶ Cornea Crosslinking in the Pediatric Population▶ The Epi-off/Epi-on Controversy: Which Strategy Works Best?▶ My Personal Experience with Semi Scleral Contact Lens Fitting▶ Artificial Intelligence to Analyze Specular Microscopy	Shizuka Koh, MD Chie Sotozono, MD, PhD Beatrice Früh, MD Daniel Epstein, MD Izabela Godinho, MD Fernando Abib, MD, PhD
12:20 - 1:20 p.m.	Lunch/Exhibit/Posters	
1:20 - 1:25 p.m.	Welcome Back	
1:25 - 1:55 p.m.	Symposium on Presbyopia and Advanced Optics <ul style="list-style-type: none">▶ Contact Lens Options for the Presbyope▶ Refractive Cataract Surgery for Presbyopia▶ Optical Considerations in IOL Selection for Cataract Patients with History of Laser Vision Correction	Michael A. Ward, MMSc, FAAO, FCLSA Audrey Talley-Rostov, MD Claudia Perez, MD
1:55 - 2:30 p.m.	The Harold A. Stein MD Lecture <ul style="list-style-type: none">▶ Introduction of the Harold A. Stein MD Lecture▶ Will Contact Lens-Related Infection Ever Be Eradicated?▶ Presentation of Harold A. Stein Plaque	Suzanne M. J. Fleiszig, OD, PhD
2:30 - 2:55 p.m.	Break/Exhibit/Posters	
2:55 - 3:00 p.m.	Conclusion and Best Poster Prize	
3:00 - 3:15 p.m.	Transition to Symposium	
3:15 - 5:15 p.m.	Eye and Contact Lens Symposium on Contact Lens Discomfort: Can We Prevent CL Dropout?	
5:15 - 6:15 p.m.	One Hour Networking Reception	

Thanks To Our Sponsors



NovaBay




Featured Lectureships

The Oliver H. Dabezies Jr. MD Lecture

Russell N. Van Gelder, MD, PhD

“The Ocular MicroBiome”

Russell N. Van Gelder, MD, PhD earned his MD/PhD from Stanford University. Since 2008, Dr. Van Gelder has been the chair of the Department of Ophthalmology at University of Washington in Seattle. He is director of the UW Medicine Eye Institute and is adjunct professor of Biological Structure and Pathology. He serves as a trustee of the American Academy of Ophthalmology and serves as chair of the council. His laboratory has been at the forefront of two fields: non-visual photoreception, and pathogen detection in uveitis. Dr. Van Gelder is widely published and has won numerous awards for his research.



Russell N. Van Gelder MD, PhD

The Harold A. Stein MD Lecture

Suzanne M.J. Fleiszig, OD, PhD

“Will Contact Lens-Related Infection Ever Be Eradicated?”

Suzanne M.J. Fleiszig, OD, PhD received her Optometry and PhD degrees from the University of Melbourne and completed a postdoctoral fellowship at Harvard Medical School. Currently a Professor of Optometry at the University of California, Berkeley, Dr. Fleiszig has authored over 90 peer-reviewed publications, most focused on the pathogenesis of contact lens related corneal infection. She has received multiple awards and lectured extensively.



Suzanne M. J. Fleiszig, OD, PhD

Oliver H. Dabezies, Jr., MD Lecturers

- 1991 Oliver H. Dabezies, Jr., MD
- 1992 R. Linsy Farris, MD
- 1993 Harold A. Stein, MD
- 1994 Herbert E. Kaufman, MD
- 1995 Perry S. Binder, MD
- 1996 Stephen D. Klyce, PhD
- 1997 H. Dwight Cavanagh, MD, PhD
- 1998 James P. McCulley, MD
- 1999 Donald J. Doughman, MD
- 2001 William T. Driebe, Jr., MD
- 2002 Michael A. Lemp, MD
- 2003 Gary N. Foulks, MD
- 2004 William D. Mathers, MD

Oliver H. Dabezies, Jr., MD Lecturers (cont.)

- 2005 Peter C. Donshik, MD
- 2006 M. Cristina Kenney, MD, PhD
- 2007 Zoraida Fiol-Silva, MD
- 2008 George A. Stern, MD
- 2009 Edward J. Holland, MD
- 2010 R. Doyle Stulting, MD, PhD
- 2011 Claes H. Dohlman, MD, PhD
- 2012 Dimitri Azar, M
- 2013 Yaron Rabinowitz, MD
- 2014 Elmer Tu, MD
- 2015 John Dart, MD

Harold A. Stein, MD, Lecturers

- 2001 Sven Erik G. Nilsson, MD, PhD
- 2002 Irwin Siegel, OD, PhD D
- 2003 Frank Holly, PhD
- 2004 Stephen Plugfelder, MD
- 2005 Miguel Refojo, DSC
- 2006 Perry Rosenthal, MD
- 2007 Raymond M. Stein, MD
- 2008 Mark Terry, MD
- 2009 Florence Malet, MD
- 2010 Anthony J. Aldave, MD
- 2012 Stephen D. McLeod, MD
- 2014 Allan R. Slomovic, MD, FRCS
- 2015 Jay S. Pepose, MD, PhD

Other Lectureships:

Whitney G. Sampson Lecture

Richard L. Lindstrom, MD Lecture

Statement Concerning Anti-Competitive Conduct

The purpose of this meeting is to discuss and act on matters related to the science of contact lenses and not to discuss or pursue the business interests of any individual or of any other company or business entity. Each person in attendance at this meeting should be aware of and must proceed with caution and alertness towards the requirements and prohibitions of federal and state anti-trust laws. No one should engage in discussions, either at this meeting or in private conversations, of the business plans or contemplated activities of our individual medical entities or the plans and activities of any other company or business entity. We should concern ourselves only with the science of contact lenses as set forth in the agenda for this meeting.

Symposium on Therapeutic Lenses

Moderator

Michelle Rhee, MD

Michelle K. Rhee, MD is an assistant professor of ophthalmology and co-director of refractive surgery at the Icahn School of Medicine at Mount Sinai (ISMMS) in New York City, where she received her MD. She is also the medical director of the Eye-Bank for Sight Restoration in New York City. Dr. Rhee graduated from Princeton University, the Eye and Ear Institute of Pittsburgh for residency, followed by cornea fellowship at the New York Eye and Ear Infirmary.

Speakers

Vatinee Y. Bunya, MD

Update on Medical Management of Ocular Surface Disease

Dr. Bunya is currently an Assistant Professor and serves as the Co-Director of the Penn Dry Eye & Ocular Surface Center. Dr. Bunya's current research interests include the development of improved screening methods for Sjogren's syndrome, as well as the study of new ocular surface and anterior segment image analysis methods. She currently serves as PI of the Penn clinical center for the Dry Eye Assessment and Management (DREAM) study, an NIH-sponsored multi-center clinical trial examining the use of oral omega-3 fatty acid supplements for the treatment of dry eye.



Deborah S. Jacobs, MD

Update on Therapeutic Soft Contact Lens

Deborah S. Jacobs, MD, has served as the Medical Director at Boston Foundation for Sight, in Needham, Massachusetts, since 2006. Her special interests include therapeutic contact lens and ocular surface disease. She is part-time Clinical Professor of Ophthalmology at Harvard Medical School, and she serves as Faculty at the Massachusetts Eye & Ear Cornea Service. She currently holds the office of President of CLAO, the Contact Lens Association of Ophthalmologists.



Jessica Ciralsky, MD

PROSE Treatment

Dr. Ciralsky is an Assistant Professor of Ophthalmology at Weill Cornell Medicine. Dr. Ciralsky received her undergraduate education at Brown University where she graduated Magna cum laude. She then obtained her MD from the Johns Hopkins School of Medicine. She continued her training at the Massachusetts Eye and Ear Infirmary, Harvard Medical School, where she completed her Ophthalmology Residency and Cornea Fellowship. Her practice focuses on corneal diseases and corneal surgery and advanced cataract surgery.



Bennie H. Jeng, MD

Amniotic Membrane: a Biologic Contact Lens

Dr. Jeng is professor and chair of the Department of Ophthalmology and Visual Sciences at the University of Maryland School of Medicine. Dr. Jeng's primary interests are in the areas of corneal transplantation, ocular surface disease, limbal stem cell transplantation and artificial corneas. He is on the editorial board of Eye (journal), and he serves as peer reviewer for a number of journals, including Ophthalmology, British Journal of Ophthalmology and Investigative Ophthalmology & Visual Science. Dr. Jeng has many published journal articles and abstracts and has been active as a course director, mentor, lecturer and presenter.



Symposium from Around the World

Moderator

Bruce H. Koffler, MD

Bruce H. Koffler, MD is the Founder and Medical Director of Koffler Vision Group in Lexington, Kentucky. Dr. Koffler is a fellowship trained ophthalmic surgeon who completed his training in Cornea and External Disease at the Georgetown University Center for Sight in Washington, D.C. in 1979. He has served on the CLAO Board of Directors in several capacities since 1995 and served as its President 2002-2003.

Speakers

Shizuka Koh, MD

Quantitative Imaging of Tear Film During Contact Lens Wear

Shizuka Koh, MD, is an Assistant Professor of the Department of Ophthalmology at Osaka University Graduate School of Medicine, Osaka, Japan. She received her MD from Osaka University Graduate School of Medicine in 1999. After her residency and fellowship training in corneal and external diseases at Osaka University Hospital, she completed her research fellowship at Flaum Eye Institute, University of Rochester, New York. Dr. Koh has research interests in tear film, dry eye, contact lens and quantitative assessment optical quality in corneal diseases.



Chie Sotozano, MD, PhD

Tear Exchangeable Limbal Rigid Contact Lens for Severe Ocular Surface Disorders



Beatrice Früh, MD

Cornea Crosslinking in the Pediatric Population

Daniel Epstein, MD

The Epi-off/Epi-on Controversy: Which Strategy Works Best?

Izabela Godinho, MD on behalf of Cleber Godinho, MD

My Personal Experience with Semi Scleral Contact Lens Fitting

Izabela Godinho will be speaking on her father, Dr. Cleber Godinho's, behalf. Dr. Cleber Godinho is President of SOBLEC (Sociedade Brasileira de Lentes de Contato) is a founding partner of the Instituto de Olhos (Eye Institute) of Belo Horizonte (IOBH) where he now runs the Department of Contact Lens. His medical competency and his contributions to the development of contact lenses in the country have earned him several recognitions and awards by Brazilian Ophthalmology Societies. Dr. Izabela Godinho also practices at IOBH.



Fernando C. Abib, MD, PhD

Artificial Intelligence to Analyze Specular Microscopy

Fernando C. Abib, MD, PhD is Professor of Human Anatomy at Federal University of Paraná, Brazil and Head of the Corneal Endothelial Lab of the Anatomy Department. He is also Head of Ocular Oncology Service at Erasto Gaertner Hospital, Curitiba, Brazil, Councilor of Brazilian Society of Contact Lens, Cornea, and Refractometry, Councilor of Brazilian Council of Ophthalmology and member of the Culture Academy of Curitiba, Brazil.



Symposium on Presbyopia and Advanced Optics

Moderator

Michelle K. Rhee, MD


Michelle K. Rhee, MD is an assistant professor of ophthalmology and co-director of refractive surgery at the Icahn School of Medicine at Mount Sinai (ISMMS) in New York City, where she received her MD. She is also the medical director of the Eye-Bank for Sight Restoration in New York City. Dr. Rhee graduated from Princeton University, the Eye and Ear Institute of Pittsburgh for residency, followed by cornea fellowship at the New York Eye and Ear Infirmary.

Speakers

Michael A. Ward, MMSc, FAAO, FCLSA

Contact Lens Options for the Presbyope

Michael A. Ward, MMSc, FAAO, FCLSA, is an instructor in Ophthalmology and director of the Contact Lens Service, section of Comprehensive Ophthalmology, Emory Eye Center. He has been managing difficult contact lens cases for over 20 years. His particular interests are in contact lens management of keratoconus and other corneal ectasia, including visual rehabilitation following corneal transplantation and refractive surgery (RK, PRK, LASIK). In 2014, he was invited to serve on the Center for Disease Control and Prevention's Contact Lenses Workgroup, comprising a notable roster of select representatives from the CDC, the contact lens industry, the FDA, private practice and academia.



Audrey Talley-Rostov, MD

Refractive Cataract Surgery for Presbyopia

Audrey Talley Rostov, MD, is a partner at Northwest Eye Surgeons and has extensive experience with presbyopic correcting IOLs. She is currently an investigator with clinical trials for collagen crosslinking for keratoconus and does clinical research on femtosecond laser keratoplasty techniques. She was the first surgeon to perform and teach femtosecond laser keratoplasty in New Delhi, India. Dr. Talley-Rostov is on the medical advisory board of SightLife, a global health organization whose mission is to cure corneal blindness worldwide, has helped create an international corneal fellowship for Ethiopian surgeons with the Himalayan Cataract Project and is a board member of Ophthalmic Women Leaders.



Claudia Perez, MD

Optical Considerations in IOL Selection for Cataract Patients with a History of Laser Vision Correction

Claudia Perez, MD is a board certified ophthalmologist. Dr. Perez completed her Ophthalmology residency in 2012 and completed a year of subspecialty training in Cornea, External Disease, and Refractive Surgery, becoming proficient in advanced cataract surgery, corneal transplantation, including the latest techniques in endothelial keratoplasty (DSEK), and LASIK. Dr. Perez has an academic interest in mentoring and surgical training of Ophthalmology Residents and her areas of clinical interest include: Advanced cataract surgery including premium intraocular lenses; LASIK and other refractive surgery options; Corneal transplantation, including DSEK; and Pterygium surgery and advanced ocular surface surgery.



Save the Date **CLAO 2017 Educational Summit**

Wednesday, January 25, 2017

9 a.m. – 1:30 p.m.

Naples Grande Beach Resort


475 Seagate Drive, Naples, FL 34103

(in advance of the "Cataract Surgery Tell It Like It Is" meeting January 25-29, 2017)




Because I know Emma's days are demanding, I prescribe NEW ACUVUE OASYS® 1-Day.

I know Emma's day full of activities creates environmental shifts that can destabilize her tear film. So for Emma, I reach for the lens with a **tear-infused design that mimics mucins** to help support a stable tear film. That's why I prescribe NEW ACUVUE OASYS® Brand Contact Lenses with HydraLuxe™ Technology.



HydraLuxe™ Technology: Tear-infused design

An enhanced network of tear-like molecules and highly breathable hydrated silicone integrates with your patients' tear film each day.



ACUVUE®
oasys WITH HydraLuxe™
 BRAND CONTACT LENSES

The daily lens for demanding days.

ACUVUE® Brand Contact Lenses are indicated for vision correction. As with any contact lens, eye problems, including corneal ulcers, can develop. Some wearers may experience mild irritation, itching or discomfort. Lenses should not be prescribed if patients have any eye infection, or experience eye discomfort, excessive tearing, vision changes, redness or other eye problems. Consult the package insert for complete information. Complete information is also available by visiting acuvueprofessional.com or by calling 1-800-843-2020.

ACUVUE®, ACUVUE OASYS®, and HydraLuxe™ are trademarks of Johnson & Johnson Vision Care, Inc.

© Johnson & Johnson Vision Care, Inc. 2015 10375636-A August 2015

Become a Member of CLAO

Membership Benefits Include:

- ▶ Subscription to Eye and Contact Lens: Science and Clinical Practice
- ▶ Subscription to CLAO E-News
- ▶ Professional listing on *www.ContactLensDocs.com* (Regular, Associate and Affiliate members only)
- ▶ Registration discount at CLAO Meetings
- ▶ Professional development and leadership opportunities
- ▶ Opportunities to network with fellow colleagues in the field of contact lenses and vision correction

For more information go to www.claa.org/membership

CLAO Board of Directors

Deborah S. Jacobs, MD, President
Deepinder K. Dhaliwal, MD, Lac, President Elect
Warren (Chip) Fagadau, MD, Immediate Past President
S. Lance Forstot, MD, Past President
Thomas L. Steinemann, MD, Treasurer
Michelle Rhee, Scientific Program Chair
Bruce H. Koffler, MD, International Relations Chair
Bennie H. Jeng, MD, Director at Large
Joseph B Ciolino, MD, Director at Large
Penny A. Asbell, MD, MBA, Journal Editor
David S. Chu, MD, Director at Large
Pankaj Gupta, MD, Director at Large
Amy Lin, MD, Director at Large
Loretta Szczotka-Flynn, OD, Director at Large
Peter R. Kastl, MD, PhD, PRP, Parliamentarian

CLAO Education and Research Foundation

S. Lance Forstot, MD, Chairman
David W. Lamberts, MD, Immediate Past Chairman
Michael H. Goldstein, MD, Trustee
William H. Ehlers, MD, Trustee
James E. Key, II, MD, Trustee
Thomas. Steinemann, MD, Trustee
R. Linsy Farris, MD, Trustee
Ira J. Udell, MD, Trustee
Donald J. Doughman, MD, Trustee Emeritus
Harold A. Stein, MD, Trustee Emeritus

Staff

Wade Delk, Center for Organizational Management
Bobbi Hahn, Program Manager